



Recessed downlight for SDW-T lamp. Body (standard zinc, painted black on request) and ring (standard white, other colours on request) are made of steel. Reflector made of aluminium.



IP20


230 V
50 Hz

CE

Easy installation –
without tools.

Mounting brackets.

Index no.	Lamp	Weight	Socket
15.185.35V	VVG, 1x35W CSLS, SDW-T	2,50 kg	PG12-1
15.185.50V	VVG, 1x50W CSLS, SDW-T	3,00 kg	PG12-1
15.185.100V	VVG, 1x100W CSLS, SDW-T	3,50 kg	PG12-1



Ø 165

