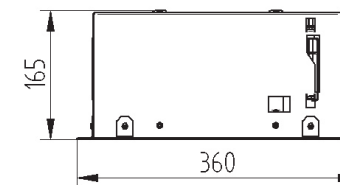
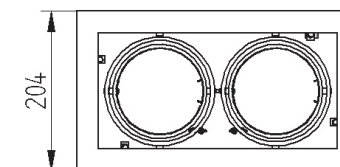



Recessed adjustable luminaire for CDM-T or SDW-TG lamps. Body is made of steel and aluminium. All RAL colours are available.

IP20

230 V
50 Hz

CE

327 x 175

Index no.	Lamp	Weight	Socket
136.235V	VVG, 2x35W CDM-T	7,00 kg	G12
136.235E	EVG, 2x35W CDM-T	4,40 kg	G12
136.270V	VVG, 2x70W CDM-T	7,00 kg	G12
136.270E	EVG, 2x70W CDM-T	4,40 kg	G12
136.2150V	VVG, 2x150W CDM-T	8,40 kg	G12
136.2150E	EVG, 2x150W CDM-T	5,00 kg	G12