

VENTO LEDIZ®


SURFACE MOUNTED OR SUSPENDED LUMINAIRES



Streamlined LED surface mounted.

- Mounting: surface mounted or lay-out semi-recessed in modular false ceilings using brackets (to be ordered separately)
- Lighting source: embedded led modules featuring LEDIZ®, an exclusive and patented technology by Diatal
- Electrical equipment: LED DRIVE® driver (dimming on request)
- Housing: steel sheet, white powder coated finish
- Optical system: double-parabolic louvre made of bright aluminum (satin aluminum on request)

VENTO LEDIZ®
M615X615 4 3500/840 DPB



IP20

IK07

220-240V
50/60Hz




650°



RoHS

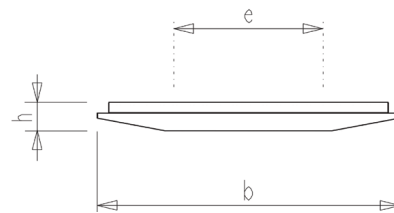
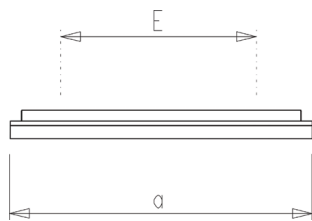
M600



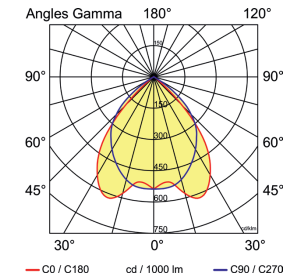
OPTIONS

DIM
1-10V

DIM
DALI



	a	b	h	E	e
VENTO LEDIZ® M615x615 3	615	615	58	450	220
VENTO LEDIZ® M615x615 4	615	615	58	450	305



VENTO LEDIZ®
M615X615 4 3500/840 DPB

DESIGNATION	Nb sources	lm output	W system	lm/W	CCT	CRI	CRI R9	Optic.	CL UTE	UGR	Ta (min/max)
VENTO LEDIZ® M615x615 3 2800/830 DPB	3	2800 lm	36W	78 lm/W	3000 K	> 80	> 15	DPB	B	< 19	+10°C / +40°C
VENTO LEDIZ® M615x615 3 3000/840 DPB	3	3000 lm	36W	84 lm/W	4000 K	> 80	> 24	DPB	B	< 19	+10°C / +40°C
VENTO LEDIZ® M615x615 4 4000/830 DPB	4	4000 lm	47W	86 lm/W	3000 K	> 80	> 15	DPB	B	< 19	+10°C / +40°C
VENTO LEDIZ® M615x615 4 4100/840 DPB	4	4100 lm	47W	88 lm/W	4000 K	> 80	> 24	DPB	B	< 19	+10°C / +40°C