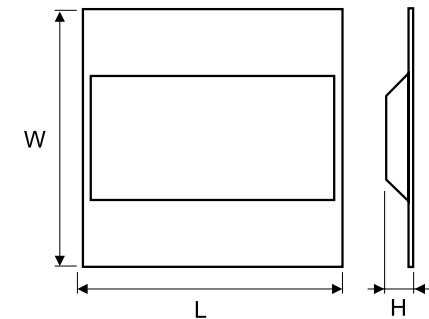
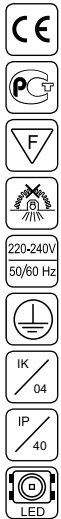

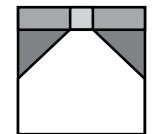


Modern recessed luminaire for modular suspended ceilings for LED light sources.

Body: powder-painted steel sheet
Colour: white
Way of mounting: directly in the ceiling construction

Applications:
 Public utility buildings, offices, conference and computer rooms, corridors.



Code	Power LED [W]	Luminaire power [W]	Lumen LED [lm] ¹⁾	Lumen luminaire [lm] ¹⁾	Colour temperature [K]	CRI [Ra]	Dimensions [mm] L W H	Weight [kg]
300061.00002	33	37	4500	3700	4000	>80	595 595 60	3,1
300061.00022	33	37	4500	3700	3000	>80	595 595 60	3,1
300061.00001	22	24	3150	2600	4000	>80	595 595 60	3,1
300061.00021	22	24	3150	2600	3000	>80	595 595 60	3,1
300061.00012	33	37	4500	3700	4000	>80	620 620 60	3,2
300061.00032	33	37	4500	3700	3000	>80	620 620 60	3,2
300061.00011	22	24	3150	2600	4000	>80	620 620 60	3,2
300061.00031	22	24	3150	2600	3000	>80	620 620 60	3,2

¹⁾ Luminous flux tolerance +/- 10%