

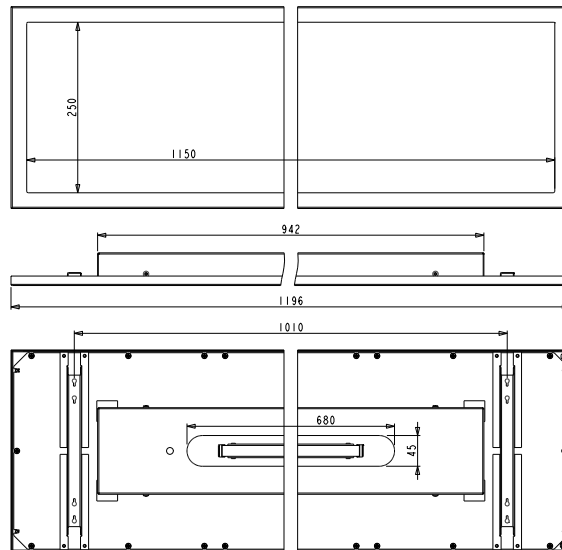
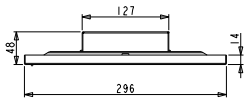
Pendent direct/indirect LED flat luminaire.

Body is made of steel and aluminium, painted white RAL 9016. mat. LUMENS LED chips with L80 B20, SDCM < 3, UGR 19, TRIDONIC driver ENEC compliant, one DALI address for direct/indirect.

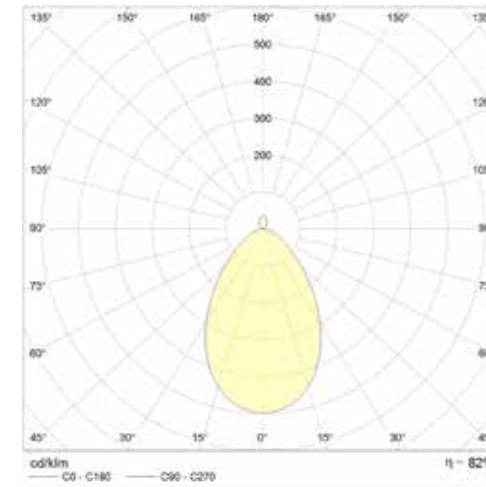
Direct light source – micro prismatic with film to produce the performance required.



Indirect light - frosted acrylic diffuser.



LIGHT BEAM CURVES



Index no.	Lumen output	Wattage	Colour temp.	Colour rendering index	Lifetime	Weight
005541.4600/830	4600 lm	46 W	3000 K	Ra > 80	50,000 h	5.00 kg